









DM 20 Series - NPS Pipe

Standard Fitting Configuration Guide


1/4" to 3"

					
Coupling DM20001 Page C4	Coupling with Inner Stop DM20002 Page C4	Extra Long Coupling DM20301 Page C5	90° Elbow DM20003 Page C5	45° Elbow DM20017 Page C6	Tee DM20004 Page C6
					
Reducing Tee DM20104 Page C7	Reducer DM20101 Page C7	End Cap DM20085 Page C8	Flange - ANSI 150# DM200018 Page C8	Flange - ANSI 150# Male Stub DM20118 Page C9	Flange - ANSI 300# DM20019 Page C9
					
Flange - ANSI 300# Male Stub DM20119 Page C10	Flange - ANSI 600# DM20027 Page C10	Flange - ANSI #600 Male Stub DM20127 Page C11	SAE Flange Body DM20090 Page C11	SAE Code 61 Flange DM20091 Page C12	SAE Code 62 Flange DM20092 Page C12
					
SAE Code 61 Tapped Flange DM20095 Page C13	SAE Code 62 Tapped Flange DM20096 Page C13	JIC 37° Male A/DM20055 Page C14	JIC 37° Female Swivel A/DM20054 Page C14	NPT Male DM20056 Page C15	NPT Female DM20060 Page C15
					
DIN 24° Male DM20066 Page C16	DIN 24° Female Swivel DM20068 Page C16	SAE Male A/DM20088 Page C17	SAE Female DM20087 Page C17	BSPP Male DM20153 Page C18	BSPP Female DM20086 Page C18

DM 20 Series - NPS Pipe

Standard Fitting Configuration Guide

1/4" to 3"

					
<p>ORFS Male A/DM20010 Page C19</p>	<p>ORFS Female Swivel A/DM20020 Page C19</p>	<p>Weldable Bulkhead DM60089 Page C20</p>	<p>SAE Female Branch Tee DM20171 Page C20</p>	<p>BSPP Female Branch Tee DM20172 Page C21</p>	<p>NPT Female Branch Tee DM20173 Page C21</p>

Introduction

Technical Information

DM 20 - NPS Pipe

DM 60 - OD Tube

DM 80 - Metric Tube

DM Series Tube Adapter

DM80 - Metric JIS Tube

DP 40N - NPS Low Pressure

DP 40M - Metric Low Pressure

PYPLOK® Tooling




























Installation Procedures

Appendix

DM 20 Series - NPS Pipe

Specialty Fitting Configuration Guide






























1/4" to 3"

					
JIC 37° 90° Elbow Male A/DM20355	JIC 37° Branch Tee Male A/DM20177	JIC 37° 90° Elbow Female Swivel A/DM20354	JIC 37° Branch Tee Female Swivel A/DM20170	NPT 90° Elbow Male A/DM20057	NPT Branch Tee Male DM20176
					
NPT 90° Elbow Female DM20061	ORFS 90° Elbow Male A/DM20011	ORFS Branch Tee Male A/DM20013	ORFS 90° Elbow Female Swivel A/DM20021	ORFS Branch Tee Female Swivel A/DM20023	SAE 90° Elbow Male A/DM20105
					
SAE Branch Tee Male A/DM20174	SAE 90° Elbow Female DM20387	BSPP 90° Elbow Male A/DM20168	BSPP Branch Tee Male A/DM20175	BSPP 90° Elbow Female DM20169	BSPP Cross Fitting with 2 Ports DM20221
					
BSPP Cross Fitting with 4 Ports DM20241	Flange - ANSI #900 DM20025	Flange - ANSI #1500 DM20026	90° PYPLOK® x SAE Code 61 Flange DM20391	90° PYPLOK® x SAE Code 62 Flange DM20392	NPS to OD Tube Reducer DM20501
					
NPS to Metric Tube Reducer DM20801	CPV Female DM20040	CPV Male Union DM20041			

DM 60 Series – OD Tube

Standard Fitting Configuration Guide

1/4" to 2"

					
Coupling DM60001 Page D4	Coupling with Inner Stop DM60002 Page D4	Extra Long Coupling DM60301 Page D5	90° Elbow DM60003 Page D5	45° Elbow DM60017 Page D6	Tee DM60004 Page D6
					
Reducing Tee DM60104 Page D7	Reducer DM60101 Page D8	End Cap DM60085 Page D9	Flange - ANSI 150# DM60018 Page D9	Flange - ANSI 300# DM60019 Page D10	Flange - ANSI 600# DM60027 Page D10
					
SAE Flange Body DM60090 Page D11	SAE Code 61 Flange DM60091 Page D11	SAE Code 62 Flange DM60092 Page D12	SAE Code 61 Tapped Flange DM60095 Page D12	SAE Code 62 Tapped Flange DM60096 Page D13	JIC 37° Male A/DM60055 Page D13
					
JIC 37° Female Swivel A/DM60054 Page D14	NPT Male DM60056 Page D14	NPT Female DM60060 Page D15	SAE Male A/DM60088 Page D15	SAE Female DM60087 Page D16	BSPP Male DM60153 Page D16
					
BSPP Female DM60086 Page D17	ORFS Male A/DM60010 Page D17	ORFS Female Swivel A/DM60020 Page D18	Weldable Bulkhead DM60089 Page D18	SAE Female Branch Tee DM60171 Page D18	BSPP Female Branch Tee DM60172 Page D19

DM 60 Series – OD Tube

Standard Fitting Configuration Guide

1/4" to 2"



**NPT Female
Branch Tee**
DM60173
Page D19

Introduction

Technical
Information

DM 20 –
NPS Pipe

DM 60 –
OD Tube

DM 80 –
Metric Tube

DM Series
Tube Adapter

DM80 -
Metric JIS Tube

DP 40N – NPS
Low Pressure

DP 40M – Metric
Low Pressure














PYPLOK®
Tooling

Installation
Procedures

Appendix

DM 60 Series – OD Tube Specialty Fitting Configuration Guide

1/4" to 2"

					
JIC 37° 90° Elbow Male A/DM60355	JIC 37° Branch Tee Male A/DM60177	JIC 37° 90° Elbow Female Swivel A/DM60354	JIC 37° Branch Tee Female Swivel A/DM60170	NPT 90° Elbow Male A/DM60057	NPT Branch Tee Male A/DM60176
					
NPT 90° Elbow Female DM60061	ORFS 90° Elbow Male A/DM60011	ORFS Branch Tee Male A/DM60013	ORFS 90° Elbow Female Swivel A/DM60021	ORFS Branch Tee Female Swivel A/DM60023	SAE 90° Elbow Male A/DM60105
					
SAE Branch Tee Male A/DM60174	SAE 90° Elbow Female DM60387	BSPP 90° Elbow Male A/DM60168	BSPP Branch Tee Male A/DM60175	BSPP 90° Elbow Female DM60169	BSPP Cross Fitting with 2 Ports DM60221
					
BSPP Cross Fitting with 4 Ports DM60241	Flange - ANSI #900 DM60025	Flange - ANSI #1500 DM60026	90° PYPLOK® x SAE Code 61 Flange DM60391	90° PYPLOK® x SAE Code 62 Flange DM60392	NPS to OD Tube Reducer DM20501
					
CPV Female DM60040	CPV Male Union DM60041	Tailpiece Gaugeline Adapter DM60050			















DM 80 Series - Metric Tube Standard Fitting Configuration Guide

6mm to 60mm

					
Coupling DM80001 Page E3	Coupling with Inner Stop DM80002 Page E4	Extra Long Coupling DM80301 Page E5	90° Elbow DM80003 Page E6	45° Elbow DM80017 Page E7	Tee DM80004 Page E8
					
Reducing Tee DM80104 Page E9	Reducer DM80101 Page E10	End Cap DM80085 Page E11	Flange - PN16 DM80028 Page E12	Flange - PN40 DM80029 Page E12	SAE Flange Body DM80090 Page E13
					
ISO 6162-1 Flange DM80091 Page E14	ISO 6162-2 Flange DM80092 Page E14	ISO 6162-1 Tapped Flange DM80095 Page E15	ISO 6162-2 Tapped Flange DM80096 Page E15	JIC 37° Male DM80055 Page E16	JIC 37° Female Swivel A/DM80054 Page E16
					
BSPP Male A/DM80153 Page E17	BSPP Female DM80086 Page E18	DIN 24° Male DM80066 Page E19	DIN 24° Female Swivel DM80068 Page E20	Weldable Bulkhead DM80089 Page E21	BSPP Female Branch Tee DM80172 Page E22
					
Tee with BSPP Branch DM80211 Page E23	BSPP Cross Fitting with 2 Ports DM80221 Page E24	BSPP Cross Fitting with 4 Ports DM80241 Page E25			

DM 80 Series - Metric Tube Specialty Fitting Configuration Guide

6mm to 60mm

					
JIC 37° 90° Elbow Male A/DM80355	JIC 37° Branch Tee Male A/DM80177	JIC 37° 90° Elbow Female Swivel A/DM80354	JIC 37° Branch Tee Female Swivel A/DM80170	BSPP 90° Elbow Male A/DM80168	BSPP Branch Tee Male A/DM80175
					
BSPP 90° Elbow Female DM80169	DIN 24° 90° Elbow Male A/DM80073	DIN 24° Branch Tee Male A/DM80182	DIN 24° 90° Elbow Female Swivel A/DM80069	DIN 24° Branch Tee Female Swivel A/DM80184	90° PYPLOK® x SAE Code 61 Flange DM80391
					
90° PYPLOK® x SAE Code 62 Flange DM80392	NPS to Metric Tube Reducer DM20801				

DM Series Tube Adapter

Standard Fitting Configuration Guide

					
<p>SAE Male To JIC Female Swivel Adapter DM60155 Page F3</p>	<p>SAE Male To ORFS Female Swivel Adapter DM60156 Page F3</p>	<p>SAE Male To SAE Male Adapter DM60157 Page F4</p>	<p>BSPP Male To JIC Female Swivel Adapter DM80158 Page F4</p>	<p>BSPP Male To ORFS Male Adapter DM80160 Page F5</p>	<p>BSPP Male To JIC Male Adapter DM80161 Page F5</p>
					
<p>BSPP Male To DIN Male Adapter DM80162 Page F6</p>	<p>SAE Male To DIN Male Adapter DM60163 Page F6</p>	<p>SAE Male To JIC Male Adapter DM60164 Page F7</p>	<p>NPT Male To DIN Male Adapter DM20165 Page F7</p>	<p>SAE Male To ORFS Male Adapter DM60166 Page F8</p>	<p>BSPP Male To DIN Female Swivel Adapter DM80167 Page F8</p>

DM 80 Series - JIS Metric Tube

Standard Fitting Configuration Guide

06A to 50A



Coupling
DM80001
Page G3



**Coupling with
Inner Stop**
DM80002
Page G3



90° Elbow
DM80003
Page G4



45° Elbow
DM80017
Page G4


















Tee
DM80004
Page G5



End Cap
DM80085
Page G5

DM 80 Series - JIS Metric Tube Specialty Fitting Configuration Guide

06A to 50A

					
Reducer DM80101	SAE Flange Body DM80090	Reducing Tee DM80104	ISO 6162-1 Flange DM80091	ISO 6162-2 Flange DM80092	ISO 6162-1 Tapped Flange DM80095
					
ISO 6162-2 Tapped Flange DM80096	JIC 37° Male DM80055	JIC 37° Female Swivel DM80054	BSPP Male DM80153	BSPP Female DM80086	DIN 24° Male DM80066
					
DIN 24° Female Swivel DM80068	Weldable Bulkhead DM80089	BSPP Female Branch Tee DM80172			

DP 40N Series – NPS Low Pressure Standard Fitting Configuration Guide

2-1/2" to 4"



**Low Pressure
Coupling**
DP40N100
Page H3



**Low Pressure
90° Elbow**
DP40N300
Page H3



**Low Pressure
45° Elbow**
DP40N017
Page H4



**Low Pressure
Tee**
DP40N400
Page H4



**Low Pressure
Reducing Tee**
DP40N104
Page H5



**Low Pressure
Reducer**
DP40N101
Page H5



**Low Pressure
End Cap**
DP40N085
Page H6



**Low Pressure
Flange - 150#**
DP40N018
Page H6



**Flange - ANSI
150# x NPS Pipe**
DP40N118
Page H7



**Low Pressure SAE
Code 61 Flange**
DP40N091
Page H7



**Low Pressure
SAE Code 61
Tapped Flange**
DP40N095
Page H8

DP 40M Series - Metric Low Pressure Standard Fitting Configuration Guide

44mm to 57mm



Coupling
DP40M100
Page 13



Extra Long Coupling
DP40M301
Page 13



90° Elbow
DP40M300
Page 14



45° Elbow
DP40M017
Page 14



Tee
DP40M400
Page 15



End Cap
DP40M085
Page 15



Flange - ANSI #150
DP40M018
Page 16



Low Pressure Reducing Tee
DP40M104
Page 16



Low Pressure Reducer
DP40M101
Page 17